



## Polariscope Strain Viewer - NXG



Polariscope report				
44568-11457 Presto Stantest Private Limited Plot No: 42, DLF Ind. Area Phase-1, Faridabad Haryana info@prestogroup.com 9210903903				
Company name	Date	Time	Batch no.	Lot no.
Presto Stantest	31/01/2023	11:18:50	DEFECT	AIRFORDS
<b>Thermal degradation :-</b> Thermal degradation of polymer is a molecular deterioration as a result of over heating. <b>Possible Reason :-</b> A. Preform Temp too high. B. Preform temperature not uniform. C. Mould cooling not uniform treatment. D. Manifold temperature too low. E. Tip/Manifold temperature too high. F. Preform temperature too low. <b>Causes :-</b> Chemical reaction of polymer molecules at high temperature. <b>Action:-</b> A. Decrease temperature. B. Shorten curing time. C. Make mould cooling uniform. D. Increase manifold temperature. E. Decrease temperature. F. Shorten curing time.				
Finish				

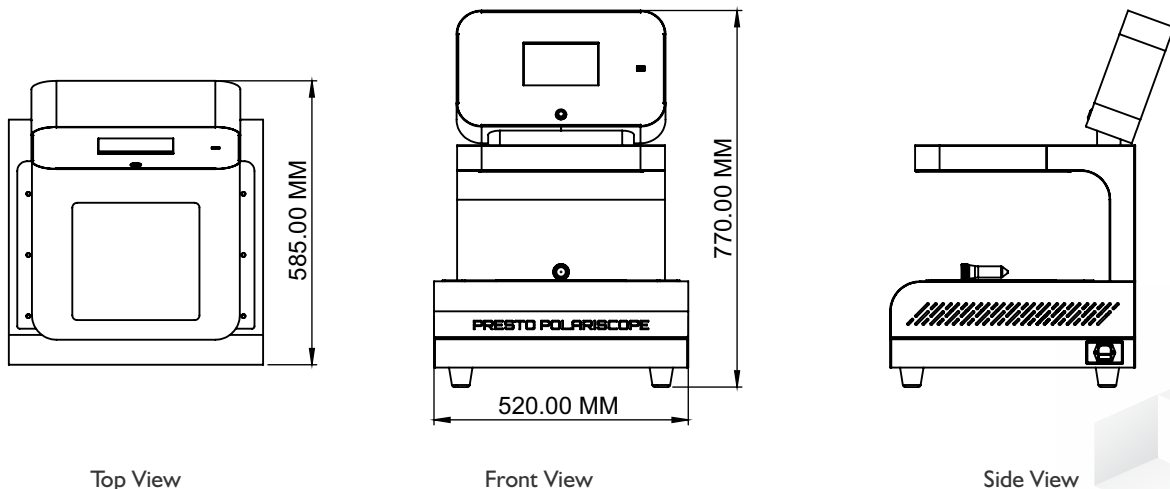
### Model No. PPH - 204

**Polariscope Strain Viewer** is a consistent tool that helps the manufacturer in testing the quality and transparency of PET preforms. It is based on the principle that any change in refractive index is due to different strain distribution and this leads to lower transparency of material.

- Two light intensity offered: Monochromatic light and Sodium Lamp.
- Sharper and clearer optical viewing experience.
- Standard Template for viewing sample at 45° and 90° angle.
- Large Viewing glass area.
- High resolution Touch Screen with auto detection of angle
- Standard reference defect recipe with possible reason / action in software.
- Select feature to compare test preform image with standard defect chart.
- Test Report includes Reason For Defect Along With Suggested Action.
- Inbuilt hardware & PLC software.
- Easy Data Management. User can create product identification, company, checked by details etc.
- Test Report in PDF format.



With Polariscope Strain Viewer, not only can the molecular birefringent flow lines (fringes) be seen in color but the black iso clinic lines are visible when the preform axis is parallel to the polarizing axis of the viewer.





# Presto Stantest Pvt. Ltd.

I-42, DLF Industrial Area Phase-1, Delhi Mathura Road, Faridabad 121003, Haryana, India  
 P : 9210 903 903, +91 129 4272727, 93111 24302 E : info@prestogroup.com





- Faridabad • Sonipat • Kolkata • Mumbai • Pune • Ahmedabad
- Chennai • Bangalore • Hyderabad

www.prestogroup.com


## Key Specifications:

Viewing Area	260 X 240 mm
Display	Large High resolution (7" Touch Screen)
Power	220V , Single phase, 50 Hz
Lights	<ul style="list-style-type: none"> <li>• CFL Light</li> <li>• Sodium Light</li> </ul>
Measuring Angle	45° and 90° (Auto Detect)



## Highlights:

Standard Template	1
Defect Chart	1
Material	Mild Steel
Finish	Powder coated Havel Gray/Blue corrosion resistant finish
Dimensions	L 520 x W 585 x H 770 mm



## Optional Features:

- Deluxe models (with complimentary preform chart) also available.
- Polariscope for Glass sample model also available.
- Polariscope computerized model also available.

With the use of Monochromatic CFL light and Sodium light, user can observe the strain patterns in Pets, preforms etc.

Thank you customers for choosing us as your partners in growth !



\*All the above logos are the sole property of their respective owners and are used purely for depiction purposes only.

## OUR OTHER PRODUCTS :-



www.prestogroup.com

